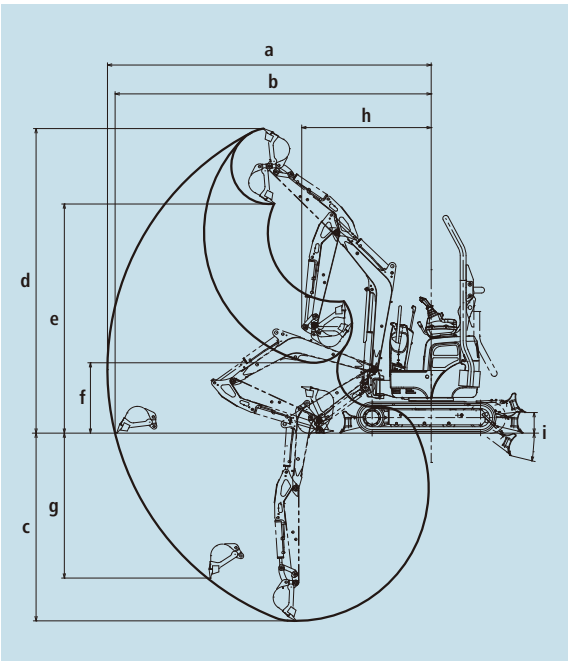


SPECIFICATIONS

GENERAL			
MODEL		SK12SR	
Type		SK12SR-3	
PERFORMANCE			
Bucket Capacity		m ³	0.028
Travel Speed (high/low)		km/h	4.0/2.1
Swing Speed		min ⁻¹ {rpm}	10.0
Gradeability		% (degree)	47 (25)
Drawbar Pulling Force		kN	9.32
Bucket Digging Force		kN	13.7
Arm Crowding Force		kN	6.6
WEIGHT			
Machine Mass		kg	1,190
Ground Pressure		kPa	28.0
Shoe Type		Rubber	
ENGINE			
Model		Yanmar 3TNV70-WBVB	
Type		Water cooled, 4-cycle, 3-cylinder	
Power Output NET (ISO 9249)		kW/min ⁻¹ (rpm)	9.2/2,000
Max. Torque NET (ISO 9249)		N·m/min ⁻¹ (rpm)	50.1/1,500
Displacement		L	0.854
Fuel Tank		L	12
HYDRAULIC SYSTEM			
Pump		Two variable displacement pumps	
Max. Discharge Flow		L/min	2 x 11
Relief Valve Setting		MPa	20.6
Hydraulic Oil Tank (system)		L	7.4 (14.3)
DOZER BLADE			
Width x Height		mm	830/1,000 x 215
Working Ranges (height/depth)		mm	215/230
SIDE DIGGING MECHANISM			
Type		Boom swing	
Offset Angle	To the left	degree	45
	To the right	degree	85

WORKING RANGES

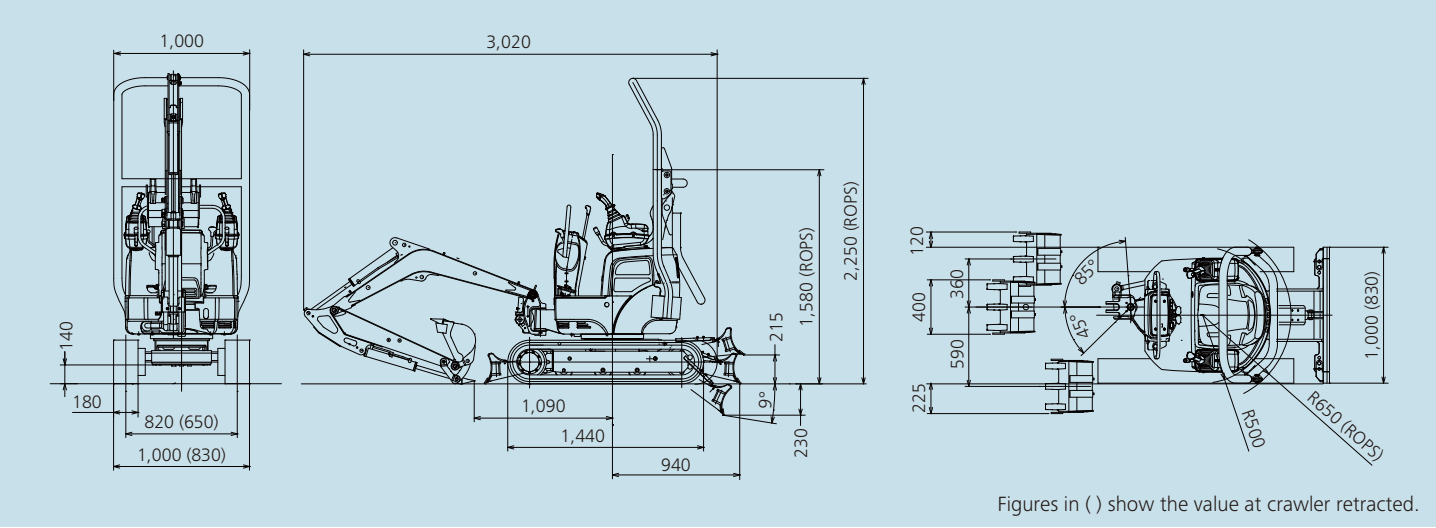


Unit: mm

MODEL	SK12SR
a- Max. digging reach	3,200
b- Max. digging reach at ground level	3,120
c- Max. digging depth	1,790
d- Max. digging height	3,040
e- Max. dumping clearance	2,260
f- Min. dumping clearance	870
g- Max. vertical wall digging depth	1,500
h- Min. swing radius (at boom swing)	1,300 (1,050)
i- Dozer blade (height/depth)	215/230

GENERAL DIMENSIONS

Unit: mm



Figures in () show the value at crawler retracted.

Note: This catalog may contain attachments and optional equipment that are not available in your area. And it may contain photographs of machines with specifications that differ from those of machines sold in your areas. Please consult your nearest KOBELCO distributor for those items you require. Due to our policy of continuous product improvements all designs and specifications are subject to change without advance notice. Copyright by **KOBELCO CONSTRUCTION MACHINERY CO., LTD.** No part of this catalog may be reproduced in any manner without notice.

KOBELCO CONSTRUCTION MACHINERY CO., LTD.

5-15, Kitashinagawa 5-chome, Shinagawa-ku, Tokyo 141-8626 JAPAN
Tel: +81 (0) 3-5789-2146 Fax: +81 (0) 3-5789-2135
www.kobelco-kenki.co.jp/english_index.html

Inquiries To:

KOBELCO

SK12SR-3

MINI EXCAVATOR SK12SR



We Save You Fuel
Achieving a Low-Carbon Society

Full-Scale Performance in Compact Size



For residential areas and industrial premises, you need a machine that can maneuver and swing within a compact radius. The SK12SR is designed to do just that, with smooth, powerful control, and great stability. Though small in size, it gives you all of the performance and durability you expect, and gets the job done fast!

COMFORT

Comfortable Work Environment



Broader floor space gives operators plenty of foot room. Wide operational space is provided with more room between the left and right control consoles

Side Levers for Easy Control

Side lever operating style is the same as bigger machines, for relaxed and comfortable control. Hydraulic pilot makes control levers lighter, and sensitive response makes inching work easy.



Lever Control Delivers Smooth Starts

Control valves are tuned to make each type of action as smooth as possible. Hydraulic flow initially limited for a smoother start-up.

Wrist Rest

Wrist rests fitted on the each control lever box ensure fatigue free operation.



Pass-through

A clear left-to-right pass-through offers greater convenience for the operator.



Safety

ROPS & TOPS Roll Bar
The standard roll bar feature complies with ROPS & TOPS specifications.

Safety Lever Lock



PERFORMANCE

Compact yet Big Performance

The combination of side-ditch digging function and short tail radius makes it easy to dig next to walls with a compact operating footprint.

Tail Overhang
(Roll bar overhang): **150mm**



Requires 1.7 m of Working Space

With a 180° working radius of 1.7 m, SK12SR only needs of space to dig, swing, and load continuously.

Easy Extended/Retracted Blade

Dozer blade with pin-type hinge can be easily extended/retracted.



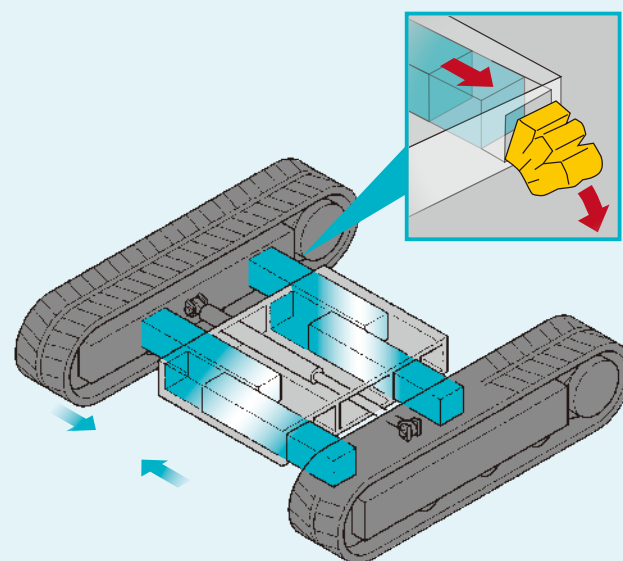
Retractable Crawlers

Crawlers can be easily extended and retracted by operating a simple lever. Capable of passing through spaces as narrow as 830 mm wide, the SK12SR can be used on a wide variety of urban and industrial site.



Self-cleaning /Retractable Crawler Frames

The hydraulic retractable side frames are strong and durable, as well as self cleaning.

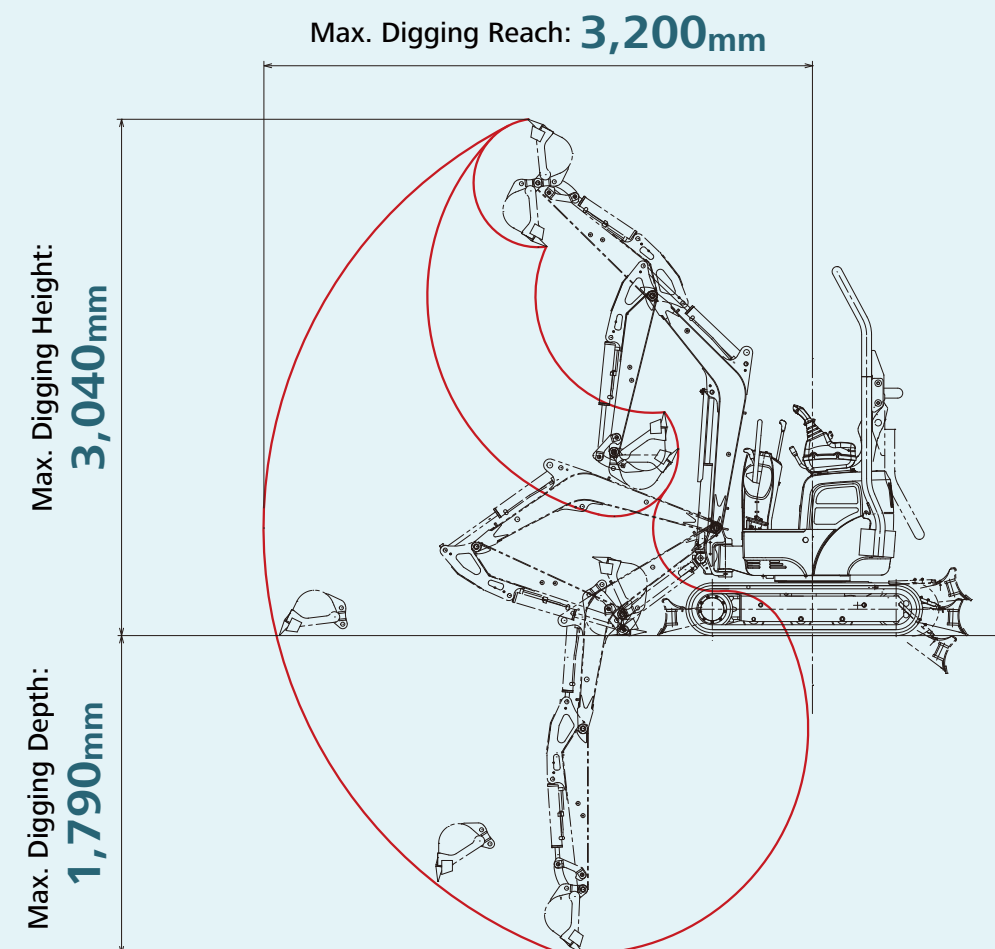


PERFORMANCE

Great Performance in Tight Places

Wide Working Range

The SK12SR has plenty of working ranges.



Reliable Swing Power, Faster Working Speeds

Boosted swing power and a top-class swing speed deliver shorter cycle times.

Swing Speed: **10.0min⁻¹**

Powerful Digging

For more efficient work performance.

Max. Arm Crowding Force: **6.6kN**

Max. Bucket Digging Force: **13.7kN**

Powerful Travel

Travel Speed: **4.0/2.1km/h**

Boom Swing Angle

The boom swing angles of 45 degrees to the left and 85 degrees to the right for optimized performance when digging pipeline ditches and side walls.

RELIABILITY

Reliable Construction

Cast Steel Upper Frame Withstands Impacts

Upper frame with integrated counterweight designed to withstand impact to front corners during swing.



High Stability

Despite the compact body size, the SK12SR delivers exceptional body balance. The outer flange-type lower rollers also help ensure high lateral stability.



Blade Cutting Edge

Backfill dozer blade has wear-resistant cutting edge.lateral stability.

Protect Cylinders and Piping from Damage



Bucket cylinder hose is housed inside the arm.



Boom cylinder rod guard



Dozer cylinder rod guard

MAINTENANCE


Easy Maintenance

Wide-opening Engine Hood

Easier maintenance, with a fully-opening engine hood and equipment that requires the most frequent checks positioned to be readily visible.

New Bucket Design with Pointed Teeth

Newly designed bucket with easy-to-change teeth is fitted as standard. Costs due to wear on bucket teeth can be cut significantly.



Warning lamps



Fuel tank gauge

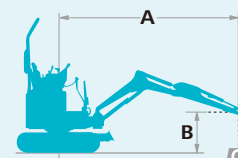


Hydraulic oil tank gauge



Fuel filter

LIFTING CAPACITIES



Rating over front



Rating over side or 360 degrees

A: Reach from swing centerline to arm top
B: Arm top height above/below ground
C: Lifting capacities in kilograms
Relief valve setting: 20.6 MPa

SK12SR		Bucket: without Shoe: 230 mm					
A B		1.5 m		2.0 m		At Max. Reach	
2.0 m	kg					190	150
1.5 m	kg			*220	*230	150	110
1.0 m	kg	380	300	*300	200	140	100
0.5 m	kg	340	280	230	190	130	100
G. L.	kg	330	270	230	190	140	100
-0.5 m	kg	330	270	240	190	160	120
-1.0 m	kg	310	260			200	160

Notes:

- Do not attempt to lift or hold any load that is greater than these lifting capacities at their specified lift point radius and heights. Weight of all accessories must be deducted from the above lifting capacities.
- Lifting capacities are based on machine standing on level, firm, and uniform ground. User must make allowance for job conditions such as soft or uneven ground, out of level conditions, side loads, sudden stopping of loads, hazardous conditions, experience of personnel, etc.
- Arm top pin is defined as lift point.

- The above lifting capacities are in compliance with ISO 10567. They do not exceed 87% of hydraulic lifting capacity or 75% of tipping load. Lifting capacities marked with an asterisk (*) are limited by hydraulic capacity rather than tipping load.
- Operator should be fully acquainted with the Operator's and Maintenance Instructions before operating this machine. Rules for safe operation of equipment should be adhered to at all times.
- Lifting capacities apply to only machine as originally manufactured and normally equipped by KOBELCO CONSTRUCTION MACHINERY CO., LTD.